

# VIOLENCE AT HOME:

## THE FACT REPORT

Winter 2014



# Foreword

The Family and Children's Trust Fund of Virginia (FACT) is excited to present the 2014 edition of *Violence at Home: The FACT Report (FACT Report)*. This is the fifth year of providing this resource to the citizens of the Commonwealth, and we are excited to unveil additional new data tools and resources that build upon the work first envisioned in creating this comprehensive listing of family violence indicators across the lifespan.

In fulfilling FACT's mandate to raise awareness of family violence issues across the Commonwealth, FACT continues to be the information and resource clearinghouse for preventing and treating family violence in Virginia. As such, the *FACT Report* has made the transition from an annual, print publication to a dynamic, online data portal. The same research-based family violence data indicators will be presented online as a series of easy-to-understand data reports.

The *FACT Report* has been used to inform grant writing efforts, understand community needs and assets, conduct outreach and education, create dialogue among stakeholders, and garner media attention regarding family violence issues. Now, by using the online data portal, citizens can create reports showing trends and assets that are most meaningful and fulfilling for their data and information needs.

To aid in the transition to this new report format, we have created two additional documents: *Guide to the FACT Report* and *FACT Report Data Guide*. These documents will provide information about the data indicators, family violence data limitations, step-by-step instructions in the use of the data portal and examples of reports to be generated. Along with these documents, FACT will be providing technical assistance through the use of online training modules and ad hoc requests for support. Requests for assistance should be directed to: [familyandchildrens.trustfund@dss.virginia.gov](mailto:familyandchildrens.trustfund@dss.virginia.gov).

We hope that you will be just as excited as we are about the possibilities these new resources present for increased collaboration and data-driven decision making.

# Acknowledgments

FACT would like to thank the individuals who provide the data for this report from the following agencies: Paige McCleary (Department for Aging and Rehabilitative Services), Kristi Wright (Supreme Court of Virginia), Deborah Roberts (Virginia Department of Criminal Justice Services), Emma Duer (Virginia Department of Health), Andria Ukrop (Virginia Department of Housing and Community Development), Jeff Price (Virginia Department of Social Services), Sherrie Goggans (Virginia Sexual and Domestic Violence Action Alliance), and Lt. Thomas Bradshaw (Virginia State Police).

## **FACT EDITORIAL AND PLANNING COMMITTEE, 2013–2014:**

Anne Atkinson, PhD  
PolicyWorks, Ltd.

Family and Children's Trust Fund of Virginia

Nichele Carver  
Department of Housing and Community Development

Emma Duer  
Virginia Department of Health

Robert Franklin, MS  
Virginia Department of Health

Julia Fuller-Wilson  
Department of Criminal Justice Services

Lisa Furr  
Office of the Attorney General

Meredith Gunter  
Weldon Cooper Center, University of Virginia

Rebecca Hjelm, MSW  
Family and Children's Trust Fund of Virginia

Hayley Mathews, MSW  
Family and Children's Trust Fund of Virginia

Paige McCleary, MSW  
Virginia Department of Aging and Rehabilitative Services

Melissa McMenemy  
Virginia Office of the Attorney General

Joyce Moran  
Southern Virginia Child Advocacy Center

Jeff Price  
Virginia Department of Social Services  
<http://www.fact.virginia.gov>

## **FACT BOARD OF DIRECTORS**

Candace Bryan Abbey, Arlington

Anne Atkinson, PhD, Petersburg

Frank Blechman, Fairfax Station

Dawn W. Chillon, PhD(c), Rockville

Betty Wade Coyle, Norfolk

Robin Foreman-Wheeler, Virginia Beach

Kevin W. Keane, Burke

Pamela Kennedy, Winchester

Kay Kovacs, Bristol

Judy Kurtz, Virginia Beach

Andria McClellan, Norfolk

John E. Oliver, Esq., Norfolk

Mary Russo Riley, Chesapeake

Lisa Specter-Dunaway, Richmond

Margaret Ross Schultze, Richmond

Yasmine Taeb, Esq., Arlington

## **FACT STAFF**

Hayley Mathews, MSW, Executive Director

Rebecca Toni Hjelm, MSW, Senior Research Associate

# Executive Summary

When the first *Violence at Home: The FACT Report* was published in 2010, information about the extent of family violence in Virginia was scattered across state agencies, often divided by the age of the victim or the nature of the crime. The *FACT Report* pulled this data into one document in an easy-to-understand format. The 2014 *FACT Report* is now taking this mission, to provide a comprehensive view of family violence in Virginia, a step further through the creation of a dynamic, online web portal. The portal includes 18 indicators of family violence, spanning 8 years of data for many of these measures, and presents them in an interactive report format. The information contained in this publication will highlight trends and recommendations. The full data tables that were previously located in the *FACT Report* and *Report Appendix* are now found online at: <http://www.fact.virginia.gov/family-violence-indicator-locality-data-tool>. To ease in the transition away from the print publication to an online data portal, this year's *FACT Report* will also include report examples. Full step-by-step instructions for creating these reports can be found online at: <http://www.fact.virginia.gov/step-by-step>.

## How to Use the *FACT Report* Data

Having family violence data compiled and available in a central, accessible and easy to use format is critical in order to:

- ➔ raise community awareness and generate discussions about family violence;
- ➔ identify and monitor family violence trends over time;
- ➔ set benchmarks and develop strategies to target specific family violence indicators;
- ➔ identify “best practice” resources and encourage collaborative efforts to address family violence across service sectors; and
- ➔ develop action plans to most effectively address family violence in the Commonwealth of Virginia.

By going online to the FACT web portal <http://www.fact.virginia.gov/family-violence-indicator-locality-data-tool>, users can create customized data reports showing conditions in their locality and compare cities, counties, and regions across the Commonwealth. They may also use it to draw attention to local and state needs, help focus resources where they are needed most, set community goals for improving conditions, or apply for funding as an agency serving multiple localities. Communities have also used indicator data to provide education and increase awareness about the challenges of family violence through opinion pieces and letters to the editor. Others have used it to develop more targeted community or organizational strategies and to advocate for policy and program changes that improve community responses to family violence.

# Key Findings

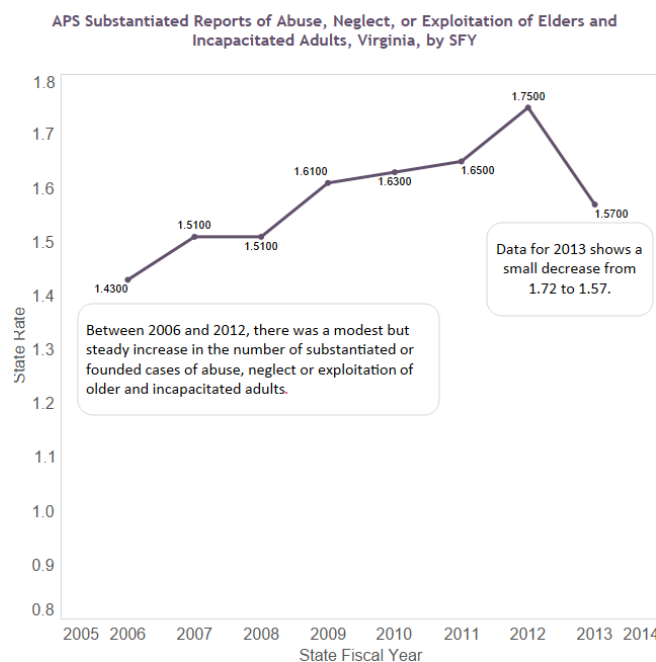
Key findings for the 2014 *FACT Report* are found below. These trend charts are intended to help encourage and target discussion in the field of family violence. Specific information about data limitations can be found at: <http://www.fact.virginia.gov/wp-content/uploads/2015/01/Data-Guide.pdf>. The trends highlighted below are a subset of the larger dashboard presented online. This information provides general descriptors and notes, but in order to fully understand the trends shown in any of these indicators, it is advised to read the *Guide to the FACT Report* and *FACT Report Data Guide*.

Overall, trends are showing positive movement in indicators that relate to family violence, such as a decrease in child protective services (CPS) substantiation rates and arrests for alcohol- and drug- related charges. Indicator trends not highlighted below have remained relatively stable.

Between 2006 and 2012, the rate of adult protective service (APS) substantiated reports of abuse, neglect and exploitation increased from 1.43 to 1.75. This upward trend prompted the publication of the 2013 Issue Brief - *Older Adults and Family Violence*, which focused on identifying and providing strategies to recognize and prevent violence against older and incapacitated adults in the Commonwealth.



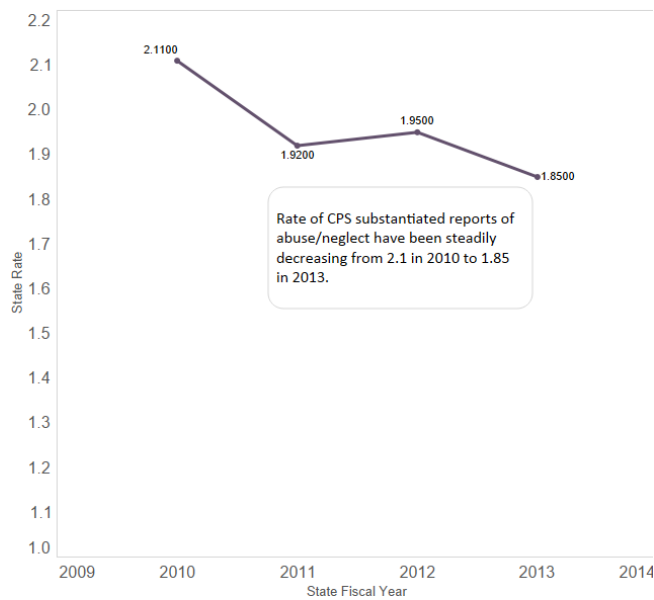
Following several years of a modest but steady increase in the rate of adult protective service substantiated reports of abuse, neglect and exploitation, this latest year marks a slight decrease from 1.75 in 2012 to 1.57 in 2013.



Over the past four years, there has been a steady decrease in the number of substantiated reports of child abuse and neglect, along with an increase in the rates of family assessments. A large number of valid reports of child abuse and neglect result in child welfare staff conducting family assessments rather than investigations. Family assessments are the preferred response when a child is not in immediate danger and include developing plans to remedy and/or prevent risk of future abuse. Investigations are conducted when there are immediate concerns about child safety, a prior history of child abuse, and/or the reported allegation.

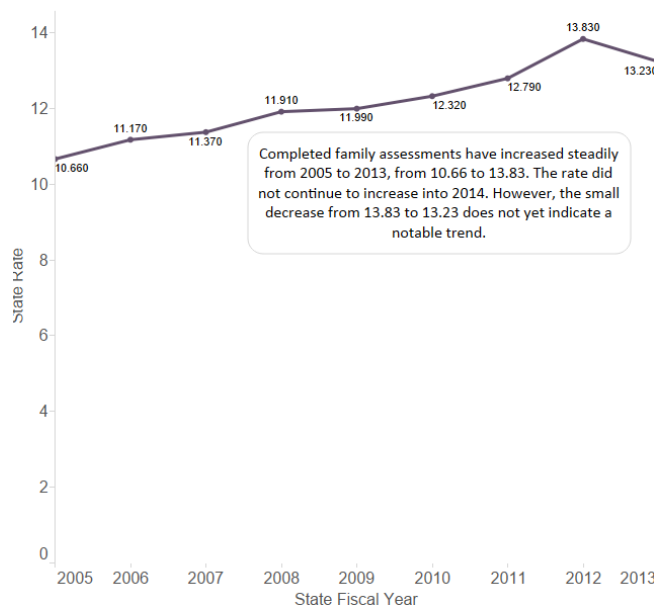
➡ Over the last four years, between 2010 and 2013, there has been a steady decrease in substantiated cases of child abuse and neglect by family members.

Child Protective Services Founded Investigations of Abuse and Neglect of Children by Family Members, Virginia, SFY



➡ Rates of completed family assessments for children have increased steadily between 2005 and 2013.

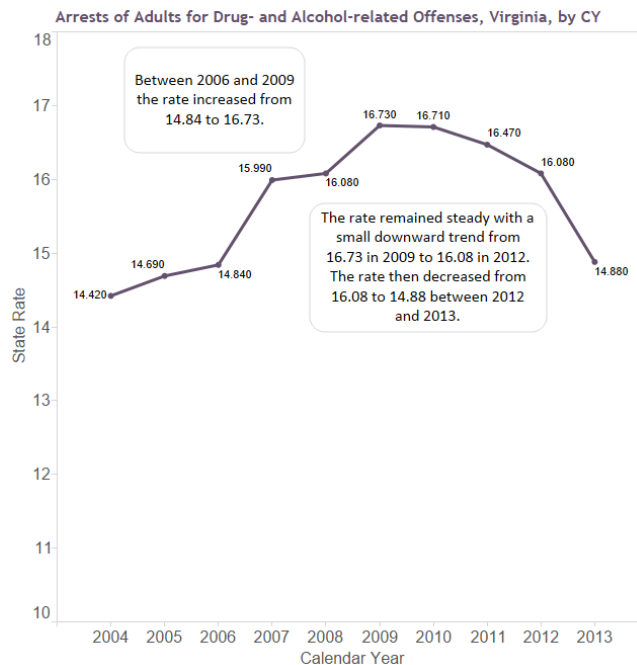
Child Protective Services Completed Family Assessments, Virginia, by SFY



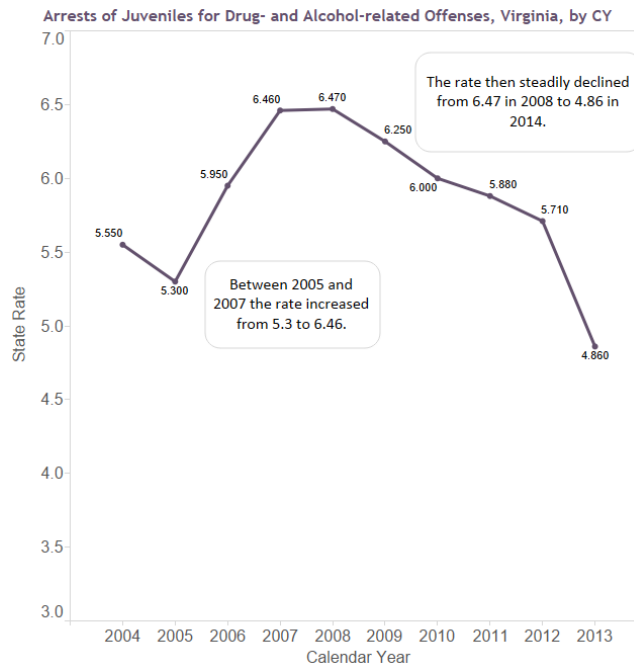
The FACT Report includes three community health indicators that have been shown to be connected with the prevalence of family violence. These community factors, such as drug- and alcohol- abuse, may influence the cycle of family violence. While research shows that these indicators are strongly associated with family violence, there is no implication that they “cause” family violence. Further information about the connection between substance abuse and family violence is highlighted in the 2011 Issue Brief - *Recognizing and Addressing the Connection Between Substance Abuse and Family Violence*. That Issue Brief discusses southwest Virginia and the disproportionate rates of substance abuse found in that region.

Highlighted in the line graph below are the statewide trends for alcohol- and drug- related arrests showing an overall decrease over the past few years. However, localities like Bristol and Norton have seen an even greater decrease. Bristol saw a decrease from 55.4 in 2004 to 35.5 in 2012. The rate in Norton has decreased from 140.9 in 2007 to 72.7 in 2012. These indicators reflect the number of arrests of adults and juveniles that law enforcement officials made for drug- and alcohol-related offenses—including arrests for driving under the influence, drunkenness, liquor law violations, drug/narcotic violations, and drug equipment violations.

➡ After an increase from 2006 to 2009, arrests of adults for alcohol- and drug-related charges, as a rate per 1,000 adults in the population, have been slowly decreasing.



- ➔ After an increase from 2005 to 2006, arrests of juveniles for alcohol- and drug- related charges, as a rate per 1,000 juveniles in the population, have been steadily decreasing.



## Next Steps

- ➔ Go to FACT's website at: [www.fact.virginia.gov](http://www.fact.virginia.gov) to customize reports for the indicators noted above, or any of the FACT Report's indicators to see data trends for your own locality or region.
- ➔ Coordinate local stakeholder meetings to discuss strengths or areas of needed attention in your own area, using this information to help target discussions.
- ➔ Reach out to localities that have shown improvement in these areas to discuss any policies or practices that have been implemented to create change.



# Put Families First



[www.fact.virginia.gov](http://www.fact.virginia.gov)

The Family and Children's Trust Fund (FACT) was created by the General Assembly in 1986 as a public-private partnership to raise funds for the prevention and treatment of family violence, including child abuse and neglect, domestic violence, dating violence, sexual assault, and elder abuse and neglect.

FACT is primarily funded by direct donations from public and private sources, revenue from the sale of the KIDS FIRST license plates, and voluntary donations on state income tax returns. Since 2003, FACT has raised approximately \$2.5 million to support local programming efforts to prevent and treat family violence across the Commonwealth. Currently, FACT provides funding to support 19 local projects and programs, including but not limited to programs that offer parenting education classes, shelter services, outreach and counseling services, services for child exposed to domestic violence, services for underserved populations, and hotline services.

Show your support for family violence prevention and treatment efforts by purchasing a KIDS FIRST license plate at: <https://www.dmv.virginia.gov/exec/vehicle/splates/info.asp?idnm=SCKE>. This special plate is \$25 per year, in addition to the regular registration fee. You can personalize your plate for an additional \$10. FACT sponsors these distinctive plates and receives \$15 of the \$25 annual fee to support family violence prevention, treatment and public awareness efforts in Virginia. Buy one for your vehicle today and show Virginia that you put "Kids First!"



The Family & Children's Trust Fund of Virginia  
801 E. Main Street, 15th Floor  
Richmond, VA 23219-2901  
Phone: (804) 726-7604  
Fax: (804) 726-7088  
[www.fact.virginia.gov](http://www.fact.virginia.gov)